



**INTERNATIONAL
STUDENT'S
INFORMATION
BOOKLET**

Living in New Zealand

Welcome to New Zealand!

Living in New Zealand might be very different from living in your country, and sometimes you might feel lonely or a bit scared.

Please talk to your International support person, your class teacher, your ESOL teacher, a friend or someone you know if you are finding living in a new culture difficult.

Here is some information about our kiwi lifestyle you might find helpful.

- ❖ The food might taste and smell different from what you have in your own country.
- ❖ For breakfast it is usually cereal and toast. At lunch time sandwiches, biscuits and fruit, and for tea (dinner) meat and vegetables.
- ❖ New Zealanders eat their tea usually about 6pm.
- ❖ If you are living in a homestay and you are missing the food ask your homestay if you can cook or buy some food you like at home.
- ❖ There are lots of Asian shops in Christchurch where you can buy a wide range of foods.
- ❖ Manners are an important part of New Zealand culture so adults will expect you to say "Please" and "Thank you."
- ❖ New Zealand children help with small jobs at home, for example; making their bed, helping to wash or dry the dinner dishes, keeping their room tidy.
- ❖ New Zealand children go to bed quite early, usually by 9.30pm, and get up in the morning about 7am. This might be quite a change.
- ❖ New Zealand children are only expected to do about 30minutes homework each night.

- ❖ If your homework is too hard, tell your teacher. She/He will understand and give you something that you can do.
- ❖ Classrooms might be different. The teachers like to encourage the students to learn about things by working together as a class or in small groups.
- ❖ After school New Zealand children spend their time playing sport, watching T.V. or playing with friends.
- ❖ There is a local Korean radio station that operates occasionally the frequency is 96.1 FM
- ❖ Public libraries are a good place to go and get information, books at different levels, help with homework and books in your own language. There will be a library quite close to where you are living.
- ❖ The Christchurch Information Centre has local and national information.

IF YOU NEED ANY HELP AT ALL,

ASK SOMEONE!

NEW ZEALANDERS ARE FRIENDLY AND

WILL BE HAPPY TO HELP YOU!!

School organisation:

- 8:30 am. Arrive at school
- 8:45 am. Class commences for Primary Students
and Form Time Commences for
Secondary Students
- 9:00 am. Period 1 commences
- 9:50 am. Period 2 commences
- 10:40am. Interval
- 11:00 am. Period 3 commences
- 11:50 am. Period 4 commences
- 12:30 pm. Lunch Time commences for
Primary Students
- 12:40 pm Lunch Time commences for Secondary
Students
- 1:30 p.m. Period 5 commences
- 2:20 p.m. Period 6 commences
- 3:10 pm School finishes

If you walk to school, you will probably enter the school grounds by front gate on Southbrook Road, or via the entrance ways off Denchs Road.

If you cycle to school, you can take your bicycle to the bicycle area beside the tennis courts near the Admin Block and we recommend that you secure your bicycle by padlocking it to the bike stands.

If you arrive at school after 8.45 a.m, you must report to the office to let them know you are not absent. Then you can tell your teacher you have already informed the office that you have arrived.

School Uniform:

You are to wear correct school uniform, including correct school shoes.

Physical Education:

You must have correct P.E. uniform for all P.E. and sports activities.

Homework:

You are expected to do 30 minutes homework each night.

Do not bring items of value to school, or large amounts of money. If you have to bring money to school, please give it to your teacher to look after.

Sickness or injury at school:

If you feel unwell during school hours, tell your teacher, and go to sick bay with your friend. If you injure yourself during interval or lunch times, go to the office with a friend or see a duty teacher in the playground.

If you have any problems:

- ❖ Ask your friend for help
- ❖ Ask your teacher for help
- ❖ Ask Mrs McCormick for help
- ❖ Go to the Deputy principals:
Mr Nicholson for Primary students,
Mr Masterton for Secondary students
See Grievance Procedure for more details.

International Students Pastoral Care Person: Mrs McCormick
– in the school office

Guidance Councillor:

Mrs Deed is available to all students. If you need assistance, make an appointment to see her. If you need the help of an interpreter one will be provided for you.

School Dental Clinic:

If you have a problem with your teeth, an appointment can be arranged at the Rangiora Borough School Dental clinic phone 313-7444.

First Language Support:

If you wish to discuss problems with the aide of an interpreter, Mrs McCormick will arrange an appointment for a suitable time.

E-mailing your parents:

If you wish to e-mail your parents from school, ask your teachers when it is suitable for you to do this. The computers in rooms 7&8 have Korean language programmes available to aide this process. Mrs Markuson (ESOL) teacher may also be able to assist you in this area. If you are having any problems in this area let Mrs McCormick (from the office) know and she will try and sort them out.

Extra Activities:

Music Lessons may be available during school time. Ask at the office for contact details of Music Teachers.

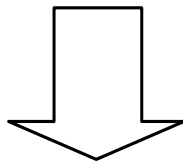
Our Student Code promotes:

Honouring God, His Name, His Word and His plans for our school as we show respect for and commitment to :

- Those teaching and assisting you in your learning.
- Your own and others' learning, by being punctual, prepared and developing strong work habits.
- Caring for property belonging to you, other people, the school and the community.
- Using language that is upbuilding and positive and never includes profanity, cursing or swearing.
- Treating yourself and others with dignity; never resorting to manipulation, bullying, abuse or violence to control others.

What to do if you have a problem
Grievance Procedures

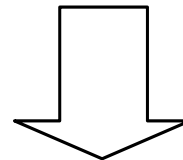
Problems
With
Homestay



Talk to your:

- ❖ Homestay parent
- ❖ Mrs McCormick
- ❖ Mr Nicholson or Mr Masterton
- ❖ Your guardian / agent
- ❖ Mr Weaver

Problems
With
School

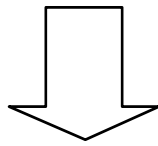


Talk to your:

- ❖ Class Teacher or Form Teacher
- ❖ ESOL Teacher
- ❖ Mrs McCormick
- ❖ Mr Nicholson or Mr Masterton
- ❖ Mr Weaver

Grievance Procedures Continued

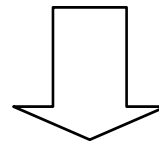
Problems
With
Enrolment



Talk to your:

- ❖ Agent
- ❖ NZ Immigration Service

Problems
With
Health

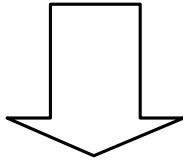


Talk to your:

- ❖ Homestay parents
- ❖ Class Teacher
- ❖ Mrs McCormick
- ❖ Mr Weaver

If you have a big problem and have spoken to these people, but you are still not happy, you/your parents can make an appointment to speak to Mr Weaver, and then to the Board of Trustees. If after contacting the Principal, and the Board of Trustees your problem is still not solved, you can contact the IEAA (International Education Appeal Authority), via the Ministry of Education, P.O. Box 1666, Wellington, NZ. Email: info.ieaa@minedu.govt.nz

Playground Problems



Talk to your:

- ❖ Peer mediator
- ❖ Duty Teacher
- ❖ Class Teacher
- ❖ Mrs McCormick
- ❖ Head of Primary or Head of Secondary

SAFETY ON THE ROAD

Pedestrian safety

Keep safe when walking to and from school by:

- ❖ Walking on the footpath, closest to the houses, well away from the kerb
- ❖ Checking for 'sneaky driveways' where drivers may not see you



- ❖ Use supervised or controlled crossing points if available
- ❖ Use the kerb drill every time you cross the road.

Walk to school with an adult several times before walking alone and continue to walk with others whenever possible.

Bus safety

Keep safe in buses by:

- ❖ Waiting sensibly in the designated place for the bus.
- ❖ Waiting until the bus has stopped before moving forward to either enter or exit.
- ❖ Sitting quietly on the bus without disturbing the driver.
- ❖ Place bags etc under the seat in front of you or on your lap
- ❖ After getting off the bus wait until it has moved away (make sure your vision isn't obscured by the bus) before crossing the road.




Plan a 'safe route to school' with your caregiver. (This should have the least amount of roads to cross and the least amount of traffic.)


Passenger safety

Keep safe in cars by:

- ❖ Ensuring everyone has their safety belt on before starting a journey.
- ❖ Checking that safety belts are fitted correctly.
- ❖ Ensuring you get in and out of the car on the footpath side
- ❖ Parking in a safe and legal place.
- ❖ Being collected from inside the school grounds.
- ❖ Never running across the road.



SAFETY ON THE ROAD



Kerb drill

- ❖ Find a safe place to cross.
- ❖ Stop one step back from the kerb (practise this by walking to the kerb and taking one step back).
- ❖ Look and listen for traffic wherever it may come from.
- ❖ If there is traffic coming: wait until it has passed, then look and listen for traffic again.
- ❖ When there is no traffic coming: walk quickly straight across the road, looking each way for traffic.

Be BikeWise

- ❖ Under 10 years, always ride with an adult when you are on the road.
- ❖ Make sure your helmet fits firmly and keep it done up.
- ❖ Know the road rules and use them.
- ❖ Check your bike regularly - brakes, tyres, chain, reflectors and lights.
- ❖ Be aware of people and traffic around you.
- ❖ Work on your bike skills - the best riders are skilled riders.
- ❖ Biking is good for your body and the planet.
- ❖ Biking is a fun, quick and easy way of getting around.



For more information about passenger, pedestrian and bike safety do to www.roadsense.co.nz

HELPFUL
CONTACT INFORMATION:

Rangiora New Life School

Donna McCormick: 313 6332 or 313 5129

First Language Counsellor

Min Lim: 03 342 7768

EMERGENCY (Police/Fire/Ambulance)

111

Local Police (not urgent): 313 6167

Citizens Advice Bureau: 313 8822

Human Rights Commission: 0800 496 877

Immigration: 0508 558 855

Life line: 0800 111 777

Local Doctors

Good St Medical Centre: 313 8262

Medical Corner: 313 7877

Ministry of Health: 0800 686 232

Youthline: 0800 376 633